

Smooth Arc Overhead Door Sills




Insulated with closed cell foam insulation for a rating of R10

Standard options

10ga Galvanized Steel Construction


10ga Stainless Steel Construction
3/16" Stainless Steel Construction
Rebar is 18" O/C



Pipe bolted on with set screw for setting the height when installing



No need to stock every length, Our bolt together design will save you a lot of inventory

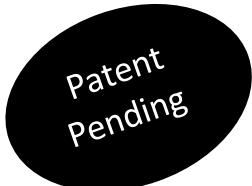


The rebar is bolted on so if you are going into a grade beam or a flat pad it's the same door sill



Options to add

12" or 16" O/C rebar



Jan. 2019

Save your money STOP the heat from escaping under the door
The heat will stay under the door for a NO draft seal
No more chipped concrete at the edge of the pad

Increase R Value and Functionality

Smooth Arc Mfg. ph # 204-208-0356 Website www.smootharcmfg.com