

© Copyright 2020 Premier Portable Buildings. All Rights Reserved. Unauthorized use is punishable by law.



# PREMIER

# PORTABLE BUILDINGS



**BUY OR  
RENT  
TO OWN**



**OWN IN 36 OR 48 MONTHS  
NO CREDIT CHECK**

[premierbuildings.ca](http://premierbuildings.ca)

**SCAN HERE FOR  
PRICES NEAR YOU!**





## Standard In *ALL PREMIER* Buildings

30-year metal roofing.

2" x 6" floor joists set into notched 4" x 6" ground skids.

5/8" tongue and groove flooring.

3/4" tongue and groove flooring in All Garages.

3/8" industry leading siding.

All buildings are sprayed with colored urethane coating.

Truss plates on doors & trusses for maximum durability.

Standard wooden doors are 70" wide and double-opening.

Diamond-Plate thresholds.

Excluding Cabins

# FREE DELIVERY & FREE SETUP!\*



..... \*Within a 50 mile radius .....

## CREATE *YOUR OWN* PORTABLE BUILDING!

DO YOU NEED A SPECIALIZED BUILDING?

Use our online tool to customize your own shed!

Fully customize the Style, Size, Doors, Windows,  
Exterior, Colors and Flooring & Interior!

[shedview.premierbuildings.us](http://shedview.premierbuildings.us)



All Buildings measure as shown below. Pilot Vehicles and Wide Load Permits may apply and are not included in the Free Delivery Policy

### BUILDING WIDTH



*\*All buildings can be upgraded to Metal siding for an additional cost (excluding Cottage & Garden Sheds). See our options list for other opportunities to customize your building to fit your specific needs. \*\*Metal buildings are built 24" on center double studded wall studs.*

SCAN FOR  
BUILDING  
PRICES





# BUY OR RENT TO OWN!

## Lofted Barn <sup>LB</sup>



**Standard Features:** 6'6" Under Loft Height, Two Reinforced Lofts Located on Opposite Ends of Interior, 70" Door Opening & Double Wooden Doors, Door Lock and Keys, High-End Durable Hinges, and Spring Latch Hooks Top and Bottom of Left Door Ensures Security.

## Side Lofted Barn <sup>SLB</sup>



**Standard Features:** 6'6" Under Loft Height, Two Reinforced Lofts Located on Opposite Ends of Interior, Two 2'x3' Windows with Latches/Screens, 70" Door Opening & Double Wooden Doors, Door Lock and Keys, High-End Durable Hinges, Spring Latch Hooks Top and Bottom of Left Door Ensures Security.

## Lofted Garage <sup>LG</sup>



**Standard Features:** New Window and Door Configuration! Two 3'x3' Windows with Latches/Screens, One 36"x70" 4-Lite Outswinging Door, One 9'x7' Roll-Up Door, 6'6" Under Loft Height, Two 4' Reinforced Lofts Located on Opposite Ends of Interior, and Premier's New Premium 3/4" Flooring.

## Garage <sup>G</sup>



**Standard Features:** Our Classic Low Pitched Gable Roof Garage with New Window and Door Configuration! Two 3'x3' Windows with Latches/Screens, One 36"x78" 4-Lite Outswinging Door, One 9'x7' Roll-Up Door, and Premier's New Premium 3/4" Flooring.

## Utility <sup>UTX</sup>



**Standard Features:** Low Pitched Gable Roof, 92" Interior Wall Height, 70" Door Opening & Double Wooden Doors, Door Lock and Keys, High-End Durable Hinges, Spring Latch Hooks Top and Bottom of Left Door Ensures Security.

## Side Utility <sup>SUTX</sup>



**Standard Features:** Low Pitched Gable Roof, 92" Interior Wall Height, Two 2'x3' Windows with Latches/Screens, 70" Door Opening & Double Wooden Doors, Door Lock and Keys, High-End Durable Hinges, Spring Latch Hooks Top and Bottom of Left Door Ensures Security. Shown in optional Two Tone.

SEE WEBSITE FOR MORE OPTIONS



# NO CREDIT CHECK!

## Lofted Barn Cabin <sup>LBC</sup>



LBC Floor Plan  
STANDARD

**Standard Features:** New 6' Deep Porch with Increased Porch Height - 6' from Porch Front to Wall, Three 2'x3' Windows with Latches/Screens, 6'6" Under Rear Loft Height, Two Reinforced Loft Spaces Located on Opposite Ends of Interior, 78" 9-Lite Door with Lock and Keys.

## Premier Lofted Barn Cabin <sup>PLBC PREMIER®</sup>



PLBC Floor Plan  
STANDARD

**Standard Features:** New 6' Deep Porch with Increased Porch Height - 6' from Porch Front to Wall, 6'6" Under Rear Loft Height, Two Reinforced Loft Spaces Located on Opposite Ends of Interior, Four 2'x3' Windows with Latches/Screens with New Optimal Cross Wind Location on Both Sides of the Building, 78" 9-Lite Door with Lock and Keys.

## Cabin <sup>C</sup>



C Floor Plan  
STANDARD

**Standard Features:** New 6' Deep Porch with Increased Porch Height, Low Pitched Gable Roof, 92" Interior Wall Height, Three 2'x3' Windows with Latches/Screens, and 9-Lite 36"x78" Door with Lock and Keys. 8' model does not have railing.

## Center Cabin <sup>CC</sup>



CC Floor Plan  
STANDARD

**Standard Features:** The Center Cabin includes 8' Wide Porch (option to upgrade to a 12' Wide Porch) with Increased Porch Height, Low Pitched Gable Roof, 92" Interior Wall Height, Three 2'x3' Windows with Latches/Screens, and 9-Lite 36"x78" Door with Lock and Keys. Center porch location creates a great natural separation inside. Add some special touches to your own Center Cabin today! Also available in Center Lofted Barn Cabin ask your dealer for details.

## Premier Cottage Shed <sup>PCS</sup> Premier Garden Shed <sup>PGS</sup>



PCS  
Floor Plan  
STANDARD

**Standard Features:** 75" Rear Wall & 89" Front Wall. 70" Door Opening with Double Wooden Entry Doors. One 2'x3' Window. Door Lock and Keys, High-end Hinges, Spring Latch Hooks Top and Bottom of Left Door Ensures Security. Not Available in Metal.

## Center Lofted Cabin <sup>CLC</sup>



CLC Floor Plan  
STANDARD

**Standard Features:** The Center Lofted Cabin includes a 8' wide porch with increased porch height. Three 2'x3' windows with latches and screens as well as a 78" 9-Lite door with lock and keys. Two Reinforced Lofted spaces located on opposite ends of the interior.

SEE WEBSITE FOR MORE OPTIONS

## URETHANE COLOR OPTIONS (Colors may vary)




CHESTNUT BROWN




DARK EBONY




MAHOGANY




CACTUS




SCARLET RED




DRIFTWOOD



NAVY




OLIVE




NATURAL CLAY



SANDSTONE



SLATE BLUE



GREY STONE




WHITE

## TWO-TONE URETHANE OPTIONS

6'–8' Wide.....	\$100	14' .....	\$400
10' .....	\$200	16' .....	\$500
12' .....	\$300		


## METAL COLOR OPTIONS (Colors may vary)



BLACK




HERON BLUE




COFFEE BROWN




BURGUNDY



CHARCOAL



TAN




GALVALUME




STONE GREY



IVORY




BRIGHT RED




TILE RED



BUCKSKIN



METRO BROWN



MELCHERS GREEN



BRIGHT WHITE

## UPGRADE TO METAL SIDING

Upgrade 8'-10' Wide Building to Metal .....	\$500.00	Upgrade 14' Wide Building to Metal .....	\$900.00
Upgrade 12' Wide Building to Metal.....	\$700.00	Upgrade 16' Wide Building to Metal* .....	\$1,100.00

Metal upgrade includes Fiberglass Double Door Option, wall studs on 24" centers, and OSB Walls.

\*16' Wide Metal Upgrade only available in certain regions, ask dealer for details. Trim color matches Roof color. Actual colors may vary from those displayed.





**PERMIT INFORMATION:**

Premier Buildings is not responsible for building permits and homeowners association rules and covenants. It is up to the customer to get permits prior to placing order. Customer should be aware of any setbacks and right of ways on property. Customer will incur charges if Premier has to come back and move your building.

**RENT TO OWN:**

RENT TO OWN (RTO) was established as an alternative to mini-warehousing. Our no-strings plan allows you to have your own storage facility, extra office space, or even your own get-away right in your backyard. No matter what your need or when, the low monthly rental rates are comparable to mini-warehousing rates per square foot. You are not required to fill out a credit application, nor are you required to keep your building. All Rent To Own payment prices include Basic RTO Payment Protection Plans. Ask dealer for details.

**DELIVERY INFORMATION:**

10–15 business days for on-lot, and 25–30 BUSINESS DAYS (weather and business flow pending) for custom builds. A delivery professional will contact you a few days in advance to schedule your delivery date and time. Premier Buildings is not responsible for permits, code restrictions, damage to yards, driveways, or underground utilities. It is up to the customer to ensure that ground conditions are suitable. Free Delivery includes one trip within 50 mile radius of any Premier dealer location. Pressure-Treated Wooden Blocks for leveling up to 18 inches are provided. Concrete blocks may be used but must be provided by customer.

**5 YEAR PROTECTION PLUS+ CASH COST: \$220 PAYMENT: \$10.19/36 MONTHS PAYMENT: \$9.17/48 MONTHS**

**4 YEAR - CASH COST: \$120**  
**PAYMENT: \$5/48 MONTHS**

**3 YEAR - CASH COST: \$108**  
**PAYMENT: \$5/36 MONTHS**



**WARRANTY PHONE:**  
**(844) 879-1468**

**RTO ASSURANCE PLUS+ COVERAGE. What does that mean to you and your building?**

Add RTO Assurance Plus+ for a small monthly fee and take the worry out of unseen mishaps with your building. Coverage includes replacement of destroyed building with the same model number. Customer pays for material and RTO Assurance Plus+ covers labor front to back but not limited to:

*Broken Windows, Busted Siding, Damaged Roof, Door Handles (Mailed at No Cost), Door Knobs (Mailed at No Cost), Hinges, Tie Rods, One Time Building Re-Leveling*

**ADD A 3 YEAR or 4 YEAR STANDARD PLAN FOR AS LITTLE AS \$5 PER MONTH!**

*Building must be deemed completely destroyed for replacement of building. Pictures required. Does NOT include personal contents.*



**MILITARY DISCOUNT**  
*Save Everyday!*

**THANK YOU!**

Active and Retired personnel receive the following discounts with Military ID:

**Save \$50** on the purchase price of 8' or 10' buildings.

**Save \$100** on the purchase price of 12' or larger buildings.

*Military discount not available on used buildings or combined with other discounts.*